



**urbanIQ**  
better way

# Driver

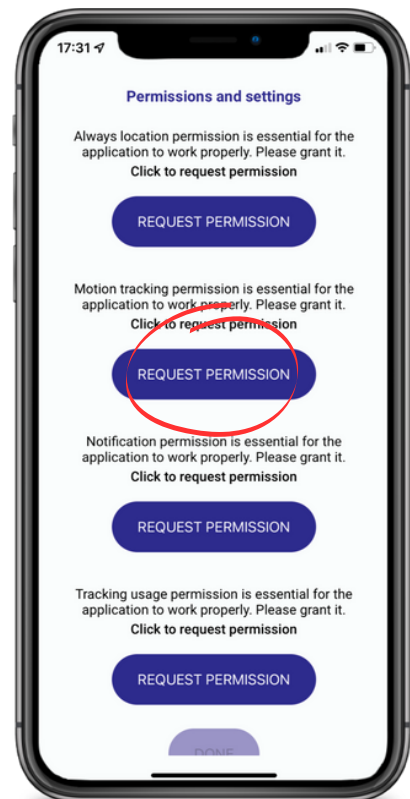
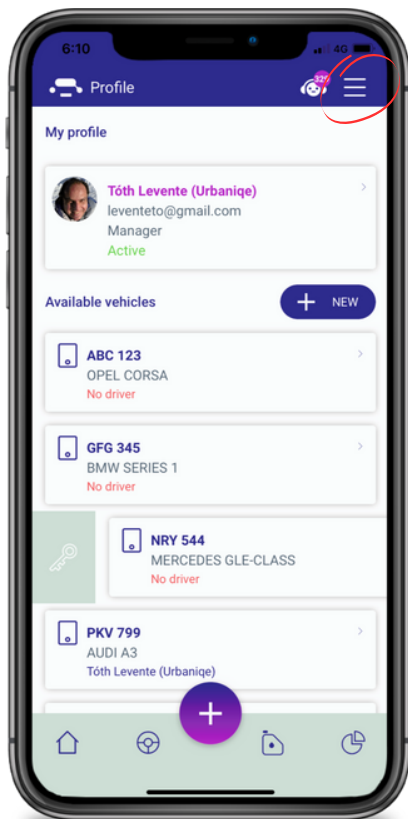
# Log-in and pairing

Download our app from Google Play or the App Store.



You will receive a registration email, click on the link to register for the app!

It is important that you give access to all permissions to ensure proper operation!



- From the Control Panel, you can access the menu by clicking on ☰.
- In the 'Profile' menu you can see the cars you can assign to yourself
- You can assign the car to you by swiping the car to the right.

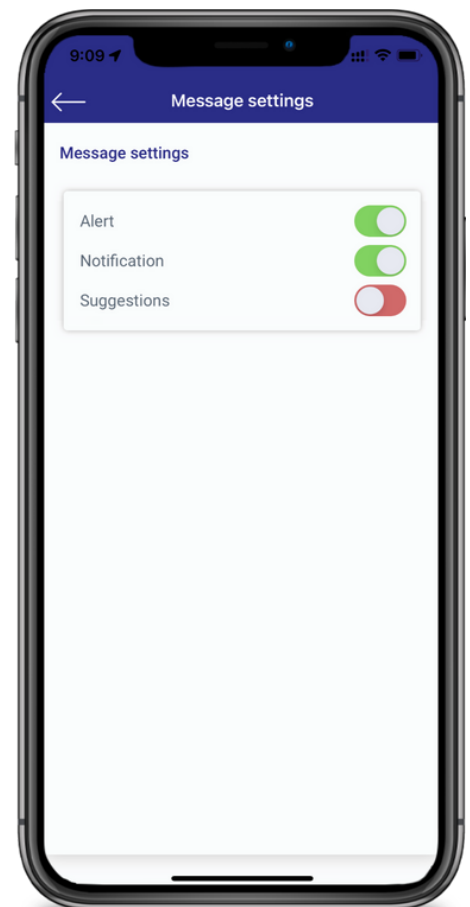
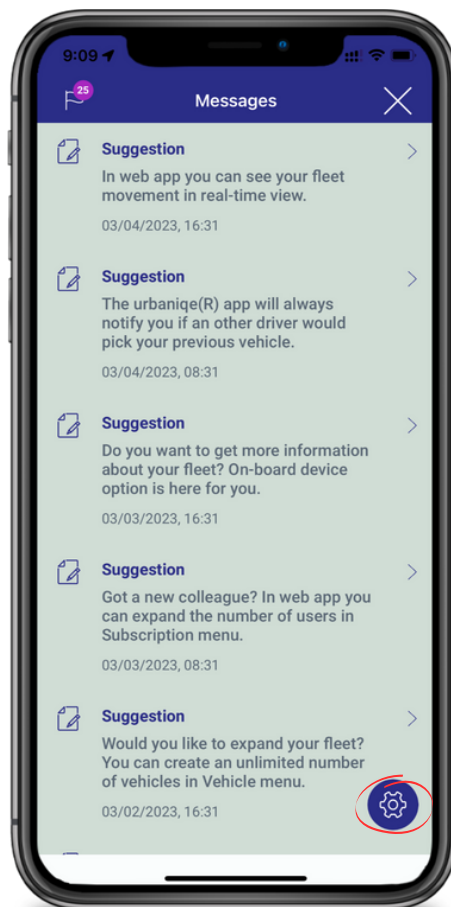
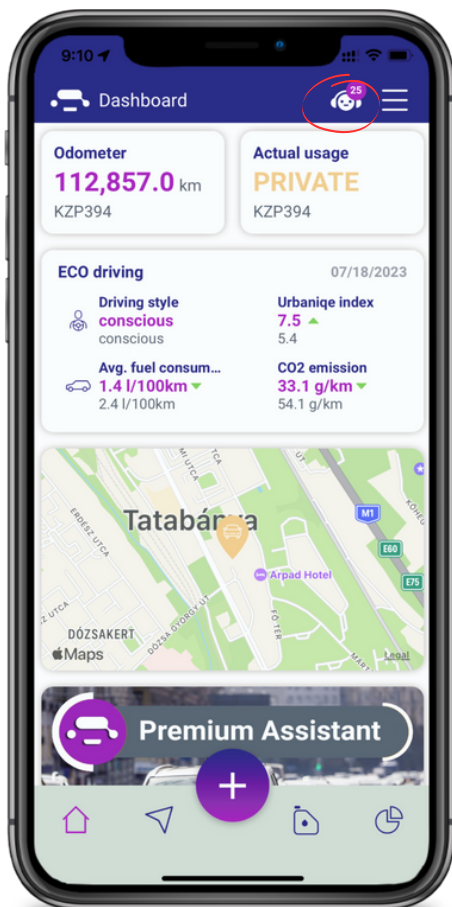
# Notifications

Our notifications provide useful tips and alerts, which you can access via the digital assistant icon.

Our smart alerts warn you in advance:

- about an expiring driving licence
- vehicle inspection due date
- expiring motorway sticker
- oil change due date
- service due date

You can turn these notifications on and off, but for better usability, we recommend that you leave them on.



# Usage modes

You can choose from the following modes of use:

For company cars

- private
- commute
- business

For private cars

- private
- commute
- posting

How can you change the usage mode?

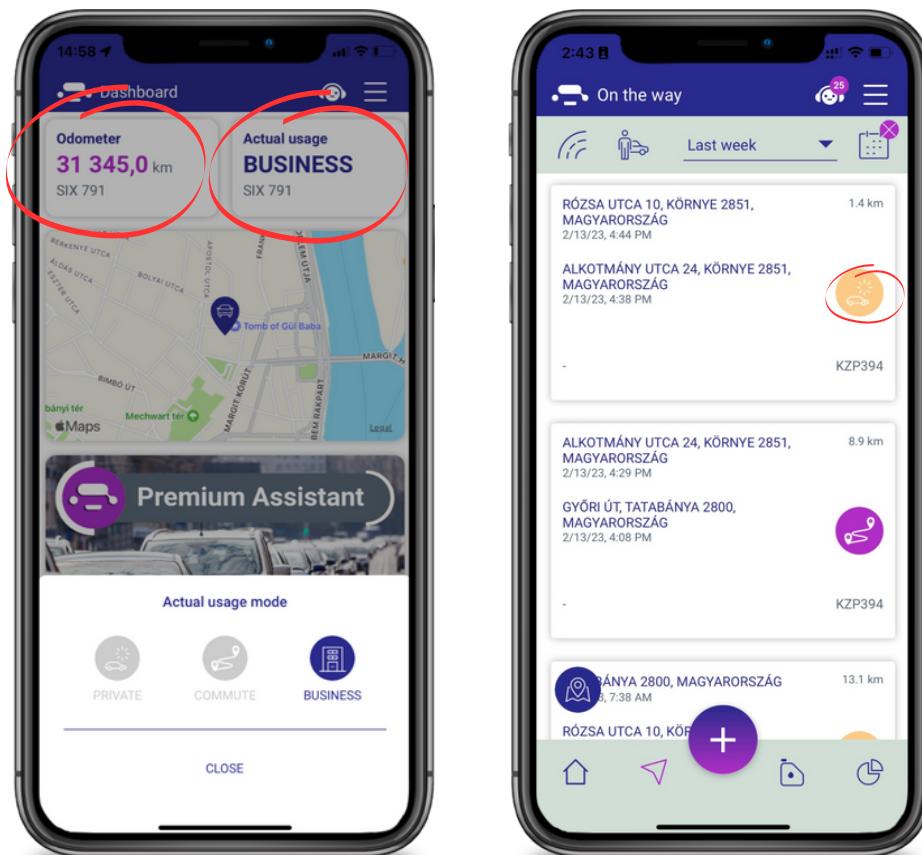
Click on the 'Usage mode' at the top of the Control Panel.

Forgot to set the right mode before you set off?

You can change the mode of use of your routes afterward in the list view of the 'On the way' menu.

After logging into the app, you will be requested to update your odometer.

You can change this later in the Control Panel.

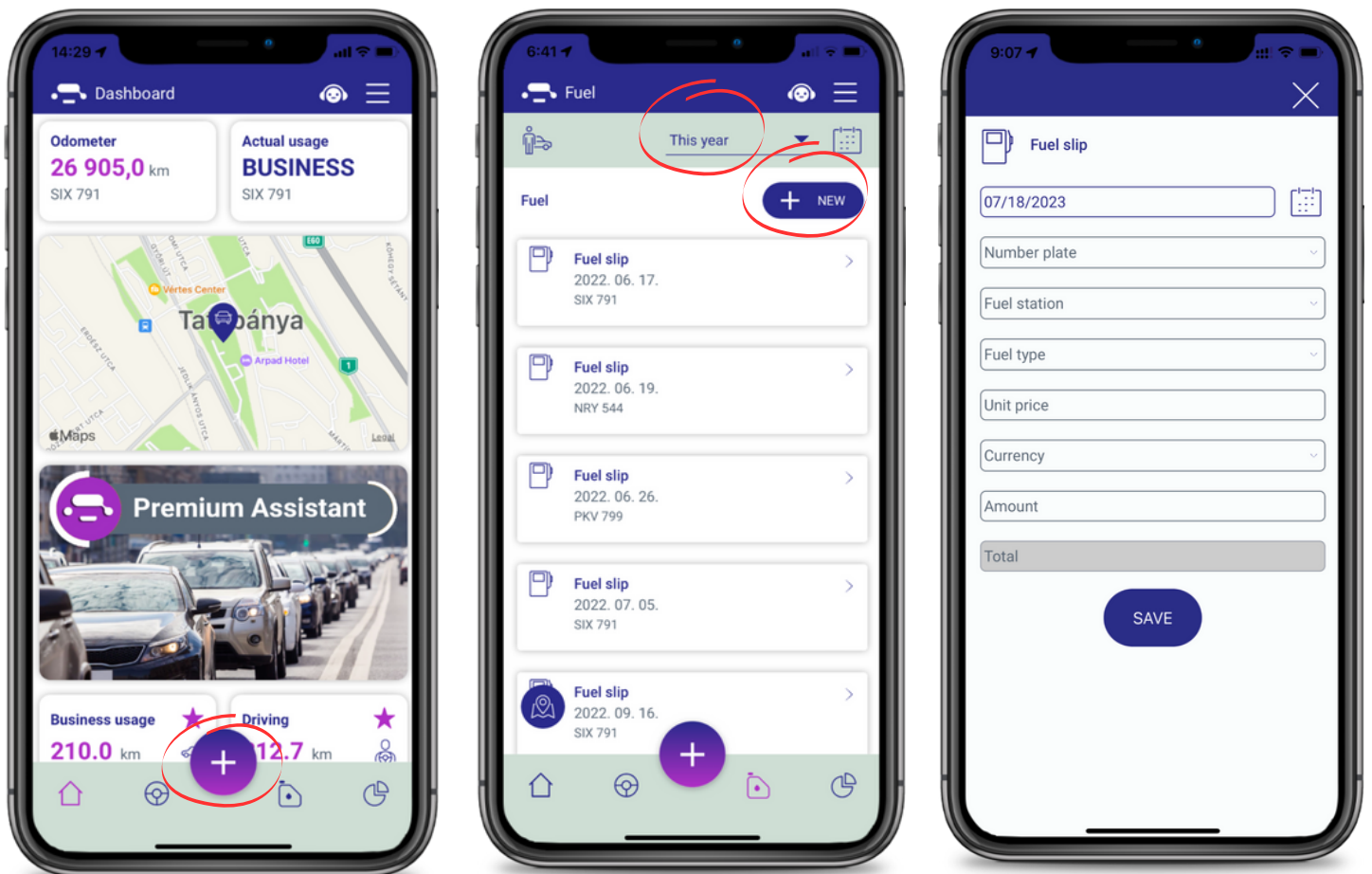


## Add and list fuel slips

You can manage your refuelling in one place, let's see how:

- In the 'Fuel' menu, you can add a refueling by pressing the + NEW button.
- After saving your fuel receipt, you can also see a summary view of your refueling.

Want to see it all broken down by month or even year?  
Just click on the period filter and set the period that suits you best!



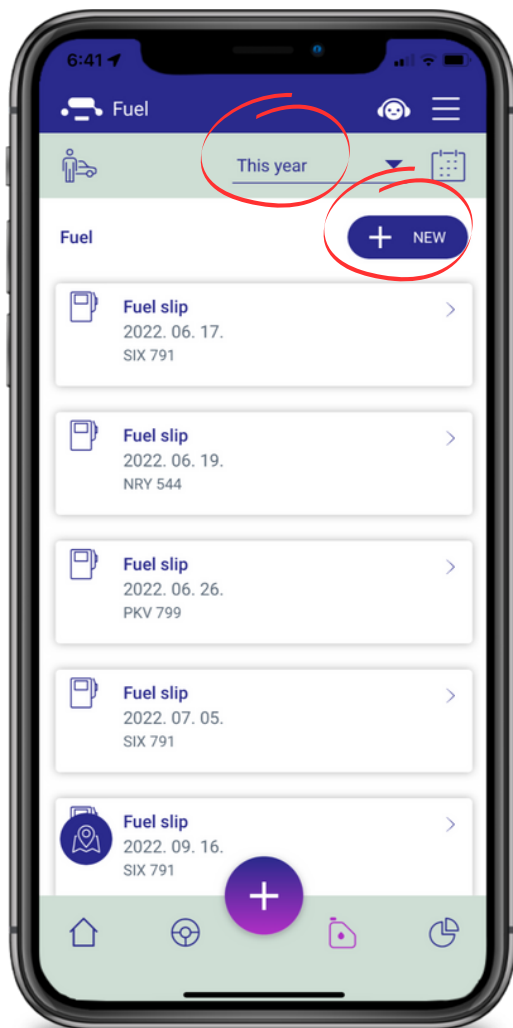
# POIs

Do you have places you visit often? Need the nearest gas station?

Add your customers' list as POIs in the 'Places' menu, or use the + button to add any location even faster.

You can also save your addresses by GPS coordinate or address.

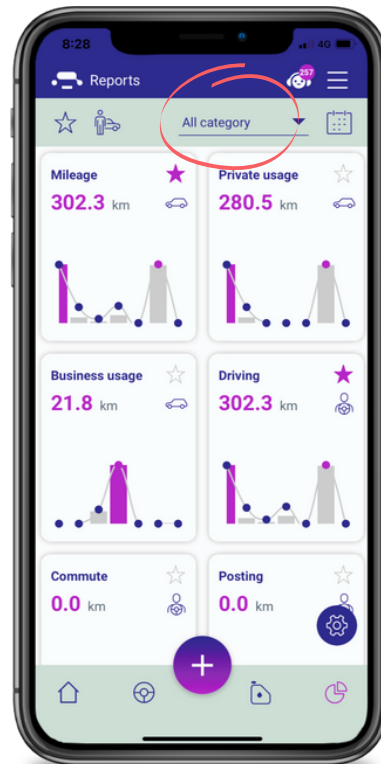
Use the star to mark the most important POIs as favorites.



# Reports

In the 'Reports' menu you can choose from 14 different queries!

- Mileage
- Private use
- Business use
- Driving
- Commute
- Posting
- POI visits
- Speeding
- Fuel costs
- Average consumption
- CO2 emissions
- Traffic jams
- Driving style
- Urbanique index



What are your options?

- Filter your reports by category, car or driver
- Mark given reports as favourites with the star so they will be available in the Control Panel
- Click on any file and send it to your email address

